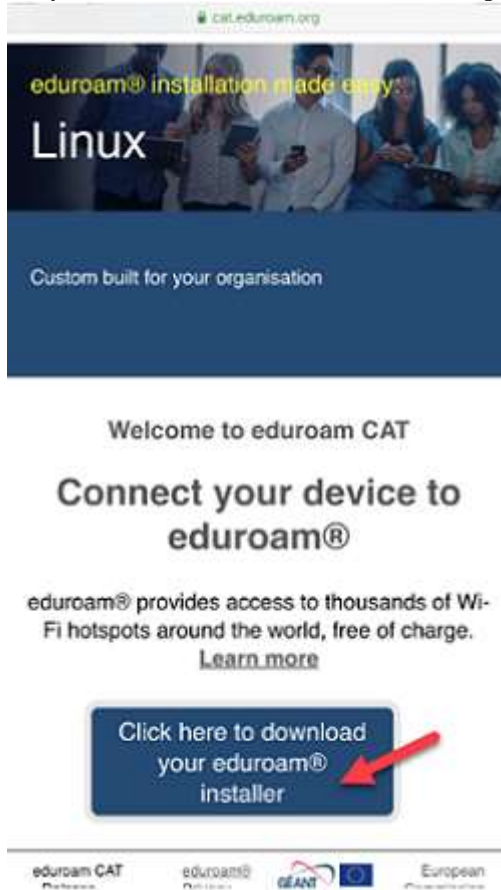


Downloading eduroam CAT

1. Forget or delete any listed eduroam network on your device.
2. Go to eduroam CAT.
3. Tap **Click here to download your eduroam installer**.



The screenshot shows the eduroam CAT website interface. At the top, there is a navigation bar with the URL 'cat.eduroam.org'. Below this is a banner image of a group of people looking at their devices, with the text 'eduroam® installation made easy:' and 'Linux' overlaid. A blue bar below the banner contains the text 'Custom built for your organisation'. The main content area features the heading 'Welcome to eduroam CAT' followed by 'Connect your device to eduroam®'. Below this, a paragraph states 'eduroam® provides access to thousands of Wi-Fi hotspots around the world, free of charge.' with a 'Learn more' link. A prominent blue button with white text says 'Click here to download your eduroam® installer', with a red arrow pointing to it. At the bottom, there is a footer with logos for 'eduroam CAT', 'eduroam®', 'GEANT', and 'European Commission'.

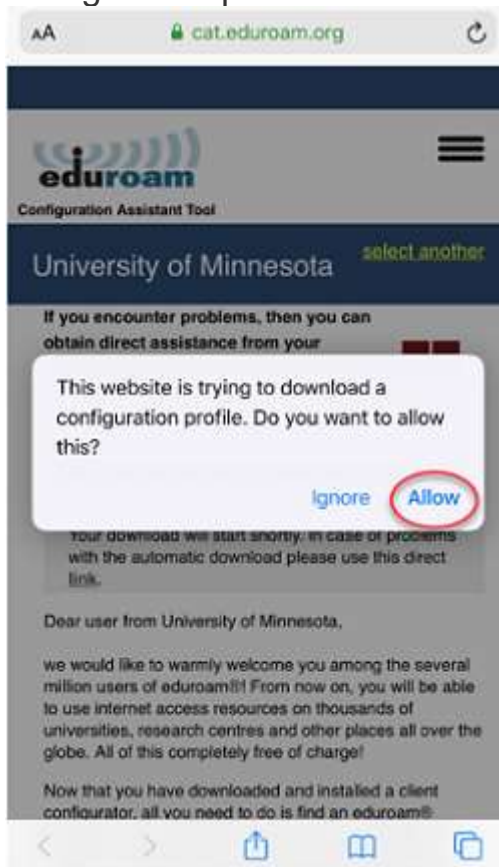
4. Find and select **Mukuba University** from the list of Organizations.



5. Tap **Apple iOS mobile devices**.




6. Select **Allow** on the window asking for permission to download a configuration profile.



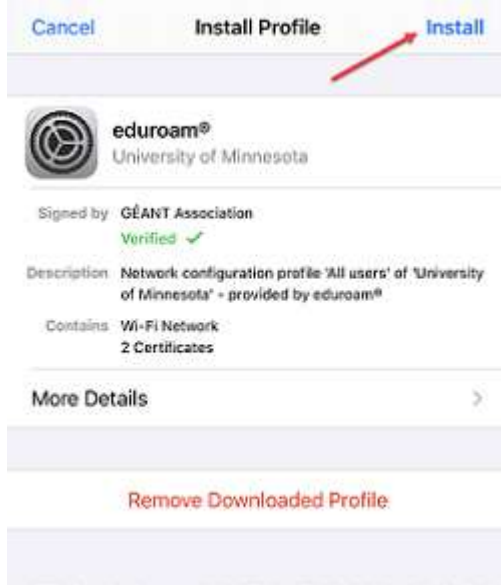
A window will pop up saying "Profile Downloaded."

7. Click **Close**.

Installing the Configuration Profile

1. Open your device's **Settings**  app.
2. Open **General**.
 - o Scroll down and select **Profile**.
 - o Choose the eduroam configuration profile.

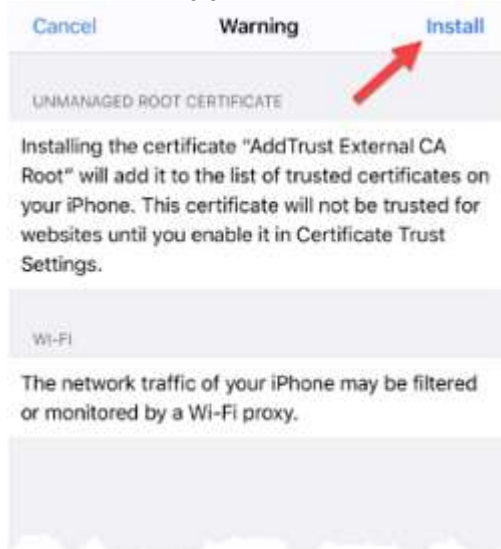
3. Select **Install**. Enter your device's password if prompted.



4. Select **Next** on the **Consent** page.

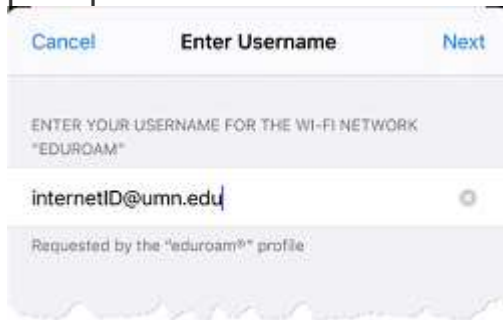


A warning message about installing the "AddTrust External CA Root" certificate appears.



5. Select **Install**.

6. Enter your **student number (e.g. 20201000@mukuba.edu.zm)** when prompted for a username.

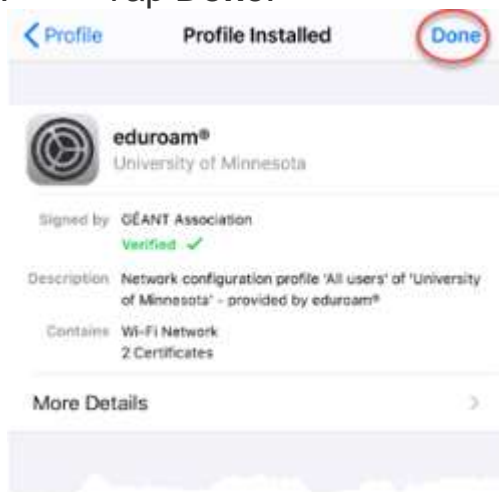


7. Tap **Next**.
8. Enter your password.



You will now see a page that says Profile Installed.

9. Tap **Next**.
10. Tap **Done**.



If you are still having difficulty or would like further assistance connecting to eduroam, please visit the CICT Office.